

[illegible]

**HORSE DETAILS & MARKINGS** See pages 3 - 5 for information

Drawing MUST be completed accurately.

NB All horses must be microchipped.

**HAS THIS HORSE BEEN IMPORTED INTO AUSTRALIA?****YES / NO.**

If yes, please attached copies of FEI Passport and overseas performance record as issued by the relevant National Federation..

COLOUR:		SEX:	<input type="checkbox"/> Gelding <input type="checkbox"/> Mare <input type="checkbox"/> Stallion
BREED:		FOAL DATE:	HEIGHT in Hands:

MICROCHIP Number:	If no microchip barcode sticker available, a certificate of registration with one of the four animal registries which shows the microchip number <i>may</i> be accepted. (Pet Safe, National Pet Register, Australasian Animal Registry, Central Animal Records) <b>OTHERWISE COMPLETE VETERINARIAN / ENT OFFICIAL DECLARATION BELOW</b>
-------------------	---

affix microchip barcode sticker here (if available)

**VETERINARIAN / ENT OFFICIAL DECLARATION** (only to be completed if original barcode sticker not available)

I hereby certify that the horse as described in this application has the above microchip number and that I have scanned the horse to validate that the chip is functioning. I have also checked the markings drawn for this horse on this form and certify them to be true and correct.

Vet/Official Name \_\_\_\_\_ Signature \_\_\_\_\_ Date \_\_\_\_\_

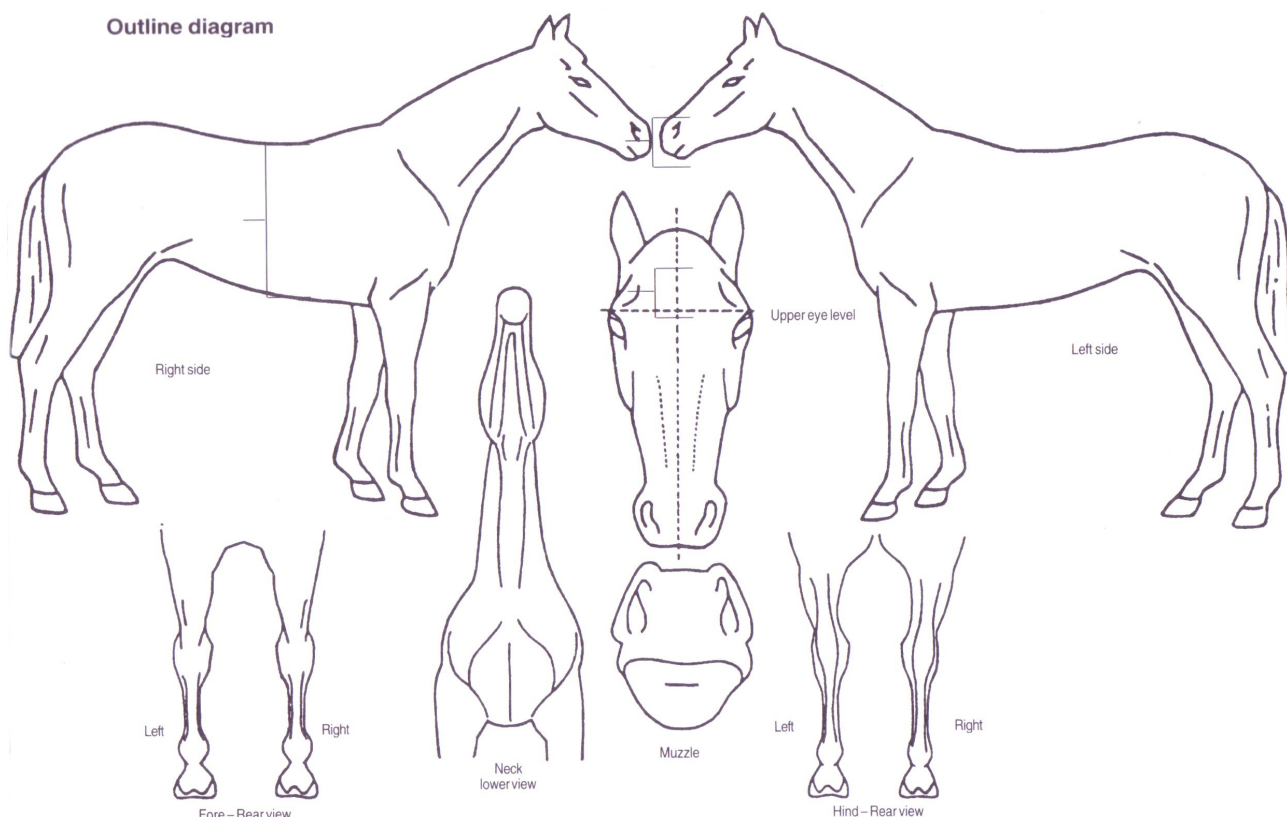
Vet Stamp or Practice Name and Address:

MARKINGS: HEAD	SIRE:
NEAR FORE:	DAM:
OFF FORE:	SIRE OF DAM:
NEAR HIND:	
OFF HIND:	BRAND NEAR SIDE:
OTHER MARKINGS:	BRAND OFF SIDE:

**Draw Brands and White markings as they appear on the Horse**

whorls and scars must be included

Outline diagram

**DECLARATION BY OWNER/S:**

I/We hereby make application to register a horse and certify that the particulars supplied on the front and back of this form are true and correct in every respect. I/We certify that this horse has not been registered with EA before. I/We certify that I am/we are the recognised owners of the said horse. I/We understand the EA Horse Registration is not legal proof of Ownership but is for the purpose of Registration/Identification to compete. I/We understand that if any incorrect information is furnished on this application, the Branch may cancel the registration, may take disciplinary action against the applicant/s and may also disqualify the horse.

I/We (Parent/guardian if owner under 18 years) undertake to accept all the responsibilities of ownership of the horse identified above.

Name \_\_\_\_\_ Signature/Date \_\_\_\_\_

Name \_\_\_\_\_ Signature /Date \_\_\_\_\_

Name \_\_\_\_\_ Signature /Date \_\_\_\_\_

Other Owner and / or Parent/Guardian where member is under 18

# INFORMATION ON REGISTERING A HORSE WITH EQUESTRIAN AUSTRALIA

## Registering a Horse

1. Horses and Ponies must be registered with EA to enter Official Events and Competitions. Registration is a means of identification, to establish ownership for competition purposes and if need be, proof of identification. Horses and ponies do not need to be registered with EA to take part in Training Competitions or unofficial competitions or to participate in training days at a Local Event where the training class at the Local Event provides no prize money, voucher or reward of any kind other than receipt of a ribbon or rosette.
2. Application papers must include owner/s EA member number, the full name, address and signature of the owner, or owners. The description of the horse and diagram must be accurately recorded. If the name of the horse is ever changed or any pertinent changes are made the Person Responsible must return the identification papers to EA for updating.
3. **A horse must be microchipped (Compulsory from 1<sup>st</sup> July 2008)** according to the Australian Standard AS 5018/5019, before it can be registered. Members must affix a microchip bar code sticker (issued at time of implant) before EA can accept the registration. Animal registry certificates with microchip details MAY be accepted. Otherwise, a registered veterinarian must complete the microchip verification on the application form.
4. The Person Responsible for a horse at an Event is responsible for the accuracy of identification papers and keeping accurate results records for each Sport. Papers must be available for inspection when required by an Official of EA or the OC.
5. **IMPORTED HORSES:** Any owner seeking registration of a horse that has been imported (whether registered in its country of origin or not) must provide ALL details of the horse's importation and any performance/s obtained by the horse prior to its importation with this registration application.
6. The new ruling is from now on All newly EA registered **Imported Showjumping Horses** must submit copies of all their international papers and any grading requests to the Imported Horses Grading Panel, through the National Office.  
Please contact: Mandy King, Sport Consultant (High Performance) National Office.

## Horse Names – Life Registration

### **General Regulations Article 138 – Names of Horses**

1. Horses registered with EA are registered for life. (i.e. A horse can only be registered once with EA.) Members attempting to do a new registration of a horse that is already registered may be subject to penalty. *See EA disciplinary by-laws.*
2. In principle, the first registered name of a horse registered with EA will remain on permanent record.
  - 2.1. When applying for initial registration of a horse or pony at least five names ranked in preference must be given.
  - 2.2. Horses cannot be registered as trademarked names i.e. Versace, Calvin Klein or Nescafe. This is an FEI rule.
  - 2.3. Horse names may not exceed 28 characters including spaces.
  - 2.4. There are certain horse names which may never be reused even if the horse is retired or deceased. These names have been given exclusive rights if the horse has made significant achievements usually relating to the Olympic or World Equestrian Games e.g. *Peppermint Grove, Kibah Tic Toc.*
  - 2.5. Prefix initials (e.g. "CH") are not permitted. (Example: "November Rain" cannot be "CH November Rain".)
  - 2.6. Punctuation marks (e.g. full stops, commas, etc.) and special characters (e.g. [asterisk] \*, [ampersand] &, etc.) must not be used in names. (Example: "Mr Burns" cannot be "Mr. [full stop] Burns".)
3. Horses that have been registered with another recognized breed society may be EA registered using that name. Where the name exists already, a trailing number may be added. This rule also applies to horses being imported into Australia.
4. If the owner applies for a name change or a change to the commercial prefix/suffix, the horse's registration papers and Identification Document must retain the old name or prefix/suffix for the next 12 months as follows: new name and/or new prefix/suffix **ex** previous name/prefix/ suffix.
5. A horse/pony name including a prefix or suffix may be registered with EA provided it complies with one of the following conditions:
  - 5.1. A commercial prefix/suffix may be added to the name, and must be entered in the registration papers. However, at Regional and Olympic Games under the patronage of the IOC, such prefix/suffix cannot appear in a program and cannot be used in any other way.
  - 5.2. A Breeder/Stud prefix or suffix may be given to a horse or pony bred by breeders or studs who are a member of the EA or a recognised Breed Society.
6. EA reserves the right to refuse to register any horse under any particular name.

## General Regulations Article 139 – Owners and Lessees

1. All individual owners, including part-owners and syndicates, must be a current member of the respective EA State Branch. Commercial Group affiliates may register a horse under a business name but forfeit the rights of an individual member. EA Clubs and Sport Affiliates are not eligible to register or be part - owners of a horse. The Primary Owner is the owner who is to receive any information relating to the horse, i.e. its registration papers, competition licence etc. Usually the rider or the owner with the largest ownership share is the primary owner.
2. EA accepts registrations on the understanding that the Person or Body making the registration is the bona fide owner, part-owner or lessee of the horse. EA will accept no responsibility on cases of disputed ownership, which must be settled by the parties concerned.
3. EA will keep a register of the owners of horses including multiple ownerships. Changes of owners and records of leasing agreements must be entered in the identification papers by EA.
4. Owners of horses sold or leased must return the identification papers immediately to EA with the name and address of the Purchaser or Lessee. The new owners will pay the change of ownership fee.
5. Leasing of horses is permitted under the following conditions.
  - a. The form and duration of the lease agreement is a matter for the parties concerned; it does not require the approval of EA.
  - b. The member to whom the horse is leased is regarded in all respects by EA as the bona fide owner and shall have the same rights and duties.
  - c. When a horse is leased this will not be regarded as a change of ownership for the purposes of competition.
  - d. If a leasing agreement is cancelled during the period of lease or is renewed, EA must receive written confirmation from the parties of the lease.

### Foal Date & Age (Years)

If you only provide the year foaled, the horse's birthday as used in the Southern Hemisphere (1 August) will be used.

### Height

Height is an estimated height at the date of registration. If the horse is officially measured, this will be the horse's official height for competition purposes.

### Horse Identification at Events

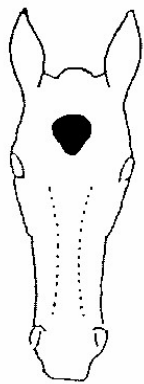
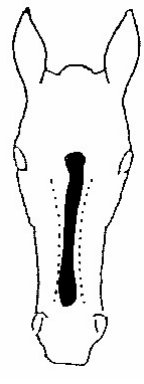
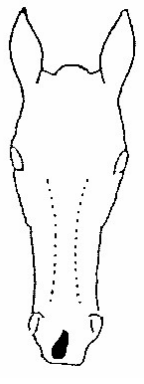
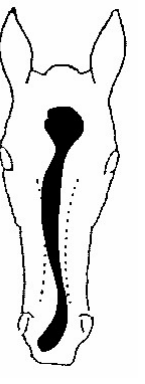

#### General Regulations Article 114 – Horse Identification at Events

1. All Horses registered with EA must have a microchip meeting Australian Standard AS 5018/5019 inserted.
2. All Horses entering in Official Competitive classified activities/events/competitions must hold EA Full Horse Registration and licensed to compete as determined by the respective state.
3. OCs at major Events such as EA Australian Championships must give an identification number (bridle number) to each of the participating horses.
4. The identification number must be worn during the whole Event at all times when the horse is out of the Event stables.

### Markings

White markings, whorls and scars are the only markings to be recorded on EA registration certificates (plus brands/microchip details). Black markings i.e. the black legs of a bay horse do not count as identifying markings.

**White Head Markings:** Here are some common examples and how you would describe them.

				
<b>STAR</b> Any white marking on forehead	<b>STRIPE</b> Narrow white marking running down nose	<b>SNIP</b> White marking in vicinity of nostrils	<b>STAR, STRIPE &amp; SNIP CONJOINED</b>	<b>BLAZE</b> Wide white markings covering most of face.

## White Leg Markings

EA Staff need to be very specific as to the location of white markings on the legs when describing them on the database. However, as there is limited spaces available in the database fields, abbreviations sometimes need to be used. Refer to the below guide as to standard practice.

NEAR FORE = NF

OFF FORE = OF

NEAR HIND = NH OFF HIND = OH

CORONET = C/NET

PASTERN = P/TERN

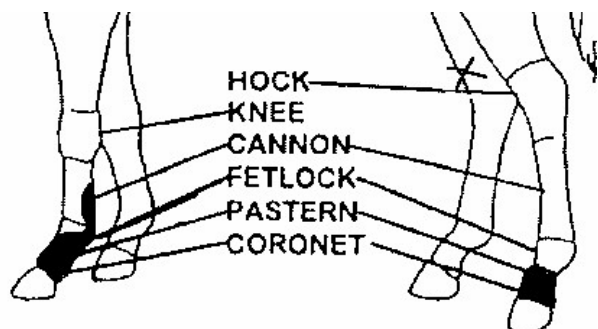
FETLOCK = F/LOCK CANNON = C/NON

KNEE = KNEE

HOCK = HOCK

CONJOINED = CONJ

White leg markings must be shown as they appear when viewed from both sides of the horse. If a white marking extends right around the leg so as to be visible from both sides it must be drawn on both near side and off side diagrams.



Here is an example of how you would describe the white markings and a scar on the diagram at the left.

**NEARFORE:** White to fetlock, extending higher behind to cannon

**NEAR HIND:** White to pastern

**OFF HIND:** Scar above hock on inside of leg

## Markings (cont.)

### Other Markings - Scars

The position of scars, accidental or otherwise **MUST** be marked on the diagrams using an 'x'.

### Other Markings - Whorls

The position of whorls **MUST be marked** on the diagrams using an 'x'.

**Pinto, Paint & Appaloosa Horses.**-Members who submit an application to register a horse with excessive markings i.e. pinto, paint or appaloosa, **must include 3 clear photographs (by two sets)** with the application taken of the front of the horse (showing its head and front leg markings) and from the near side and off side. EA Office staff will then staple one set of photos to the registration certificate and one set to the original application. An EA stamp will be placed on the back of the photos that are stapled to the registration certificate to ensure that they are never altered.

### Brands

Note: All new Registrations from July 1 2008 must have a microchip implant before it can be accepted.

Branding (OPTIONAL except in WA)) can either be freeze brand or hot brand and need only be on one side of the horse. It does not matter what the brand is. Brands are drawn onto the diagrams of the registration certificate as well as recorded in words. Some common description of brands use the words:

**Conjoined** = when two characters are touching –


**Over** = when one character sits over the other

**Script** = used to describe a cursive or fancy letter

**Lazy** = when a letter or number is on its side

**Running** = used to describe a character that's slightly on its side (like italic text)

Here are some examples of brands and how you would describe them in words.



Please draw all brands, white markings, whorls and scars in pen onto the diagram on the Application form.